

welcome to  
**Queen's Meadow**

Shavington



when it comes to new homes,  
**we think of everything.**

there's so much to consider when you're looking for a new home. From the size to the location, the build quality to the price, making the right choice **really matters**.

**At Anwyl Homes, we know what it's like** We should do. After all, we've been building high quality new homes for decades, guiding our customers through the process and helping to unlock happy times ahead.

Whether you're looking for a cosy first property, a spacious family base, or you want to downsize now the kids have moved on, there's an Anwyl home that's right for you.

By combining traditional styling and quality workmanship with the best of today's modern features – not to mention personal touches and friendly smiles every step of the way – your Anwyl experience begins the moment you get in touch. Because with every new home we build, you can be sure we're thinking of you.

**Everything considered.**

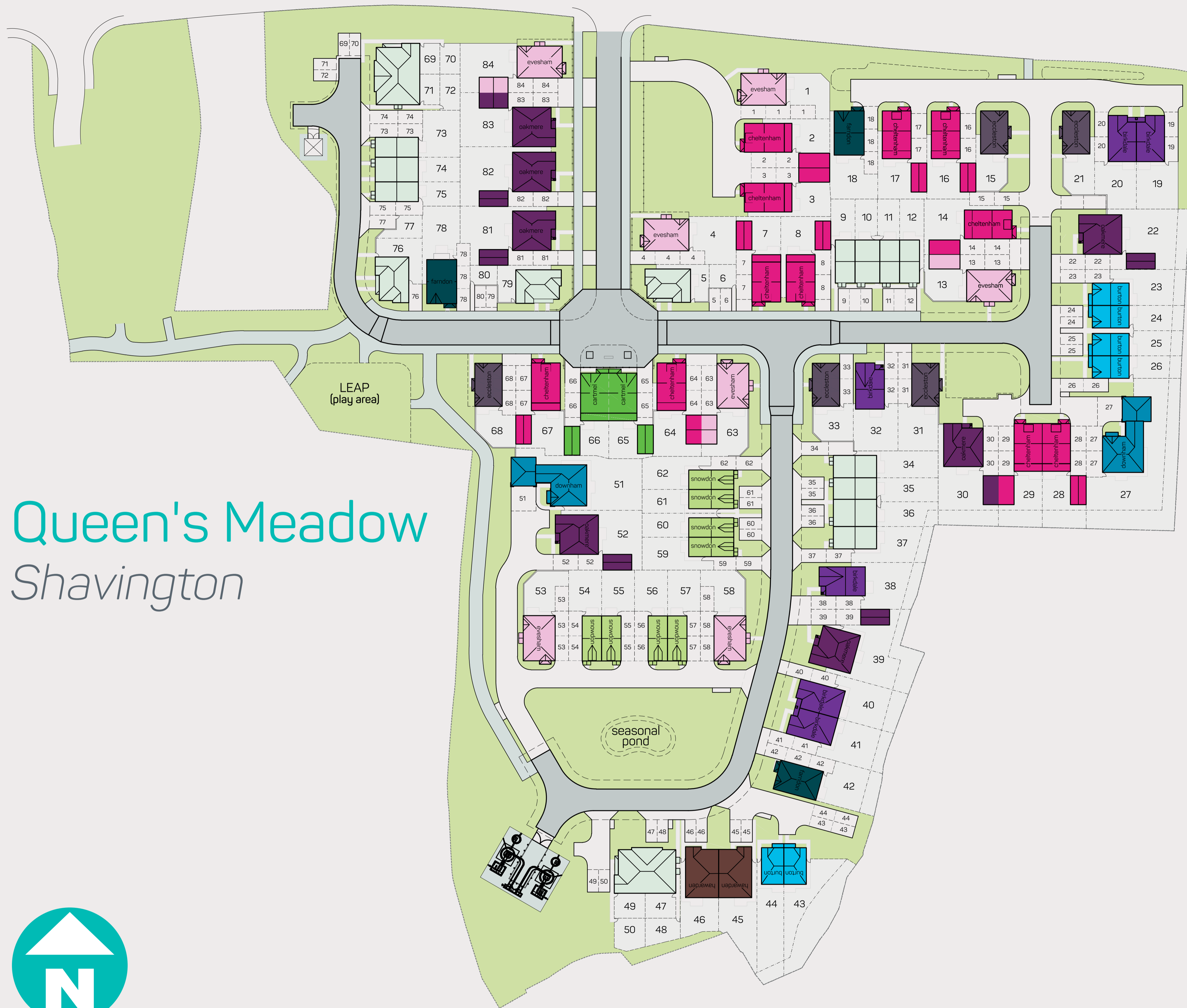


got  
questions?

call...













**01244**

**445 178**



Queen's Meadow  
Shavington

key

	
evesham	oakmere
	
cheltenham	farndon
	
eccleston	cartmel
	
hawarden	burton
	
snowdon	downham
	
birkdale	affordable



This plan is a general site layout, not to scale and is intended for guidance only. It does not form any part of the contract. The plan does not show ownership boundaries, easements or wayleaves. Anwyl Homes reserves the right to alter or replan at any time. \*Plot specific variants. Please ask our home advisor for specific plot details. Turf to rear gardens is not provided. 05/09/23

everything considered.

ANWYL  
thoughtful homes




## the evesham

4 bed detached

A *traditional* double fronted 4 bedroom home filled with modern interiors. Stunning open-plan kitchen diner with utility room, light and bright living room and handy separate study. 4 spacious bedrooms with an en-suite to the master bedroom.

[www.anwylhomes.co.uk](http://www.anwylhomes.co.uk)





providing space for the whole family



### ground floor

kitchen-dining	11'9" x 21'1"
utility room	6'5" x 6'3"
living room (into bay)	14'2" x 13'9"
study	11'7" x 7'1"
cloaks	6'5" x 3'0"

kitchen/dining	3.57m x 6.43m
utility room	1.95m x 1.90m
living room (into bay)	4.33m x 4.18m
study	3.54m x 2.16m
cloaks	1.95m x 0.92m



### first floor

bedroom 1	11'8" x 10'8"
en-suite	8'0" x 4'7"
bedroom 2	11'11" x 10'6"
bedroom 3	11'8" x 10'2"
bedroom 4	10'5" x 10'4"
bathroom	8'10" x 5'7"

bedroom 1	3.55m x 3.25m
en-suite	2.43m x 1.40m
bedroom 2	3.63m x 3.20m
bedroom 3	3.55m x 3.09m
bedroom 4	3.17m x 3.14m
bathroom	2.70m x 1.71m

**the evesham**  
4 bed detached

**ANWYL**  
thoughtful homes

**NEW HOMES QUALITY CODE**

**NEW HOMES OMBUDSMAN SERVICE**

[www.anwylhomes.co.uk](http://www.anwylhomes.co.uk)

Anwyl Homes is a Registered Developer with the NHQB. This is a computer-generated image of the evesham, elevation treatment may vary. Room sizes are approximate, dimensions are taken from the longest room point (please consult homes advisor for measurement points). Plots may be handed and any garages may be single or double. Kitchen and bathroom layouts are indicative. These plans are correct at the time of going to press, but may be subject to change during construction. Please ensure that you check for specific plot details. 18/12/23.

*everything considered.*

ANWYL  
thoughtful homes




## the oakmere

4 bed detached

An *impressive* 4 bedroom detached home, ideal for families.  
Key features include large open plan kitchen, dining and family room with a separate living room, utility and study.

[www.anwylhomes.co.uk](http://www.anwylhomes.co.uk)





feature  
high ceilings



### ground floor

kitchen/dining	27'0" x 10'10"
utility	7'11" x 6'0"
living room	11'6" x 18'3"
study	8'6" x 8'7"
cloak	2'11" x 5'8"
kitchen/dining	8.24m x 3.31m
utility	2.42m x 1.83m
living room	3.51m x 5.56m
study	2.59m x 2.62m
cloak	0.90m x 1.72m



### first floor

bedroom 1	14'10" x 14'10"
en-suite	8'1" x 3'11"
bedroom 2	11'10" x 13'8"
bedroom 3	11'11" x 11'7"
bedroom 4	7'7" x 8'8"
bathroom	6'11" x 8'8"
bedroom 1	4.52m x 4.51m
en-suite	2.47m x 1.20m
bedroom 2	3.62m x 4.16m
bedroom 3	3.62m x 3.54m
bedroom 4	2.31m x 2.63m
bathroom	2.11m x 2.63m

**the oakmere**  
4 bed detached

**ANWYL**  
thoughtful homes

**NEW  
HOMES  
QUALITY  
CODE**

**NEW HOMES  
OMBUDSMAN  
SERVICE**

[www.anwylhomes.co.uk](http://www.anwylhomes.co.uk)

Anwyl Homes is a Registered Developer with the NHQB. This is a computer-generated image of the oakmere, elevation treatment may vary. Room sizes are approximate, dimensions are taken from the longest room point (please consult homes advisor for measurement points). Plots may be handed and any garages may be single or double. Kitchen and bathroom layouts are indicative. These plans are correct at the time of going to press, but may be subject to change during construction. Please ensure that you check for specific plot details. 18/12/23.

*everything considered.*

ANWYL  
thoughtful homes




## the cheltenham

4 bed detached

*Spacious* and thoughtfully designed accommodation over 3 floors. Ideal for growing families. Key features include an impressive master suite and shower room on the top floor offering the perfect place to unwind. A further en-suite shower room and family bathroom ensure that even busy times are a pleasure.

[www.anwylhomes.co.uk](http://www.anwylhomes.co.uk)







modern  
open plan living



### ground floor

kitchen/dining /family	18'11" x 16'6"
living room	10'8" x 15'2"
laundry cupboard	3'1" x 3'5"
cloaks	3'1" x 6'2"

kitchen/dining /family	5.76m x 5.03m
living room	3.25m x 4.63m
laundry cupboard	0.95m x 1.03m
cloaks	0.95m x 1.88m

### first floor

bedroom 2	10'11" x 10'10"
en-suite 2	8'0" x 3'11"
bedroom 3	10'11" x 12'1"
bedroom 4	9'7" x 8'6"
bathroom	7'8" x 6'2"

bedroom 2	3.33m x 3.29m
en-suite 2	2.44m x 1.20m
bedroom 3	3.33m x 3.67m
bedroom 4	2.93m x 2.60m
bathroom	2.34m x 1.88m

### second floor

bedroom 1	14'7" x 23'10"
en-suite 1	6'7" x 9'4"

bedroom 1	4.43m x 7.27m
en-suite 1	2.00m x 2.85m

**the cheltenham**  
4 bed detached

**ANWYL**  
thoughtful homes

**NEW HOMES QUALITY CODE**

**NEW HOMES SERVICE OMBUDSMAN**

[www.anwylhomes.co.uk](http://www.anwylhomes.co.uk)

Anwyl Homes is a Registered Developer with the NHQB. This is a computer-generated image of the cheltenham, elevation treatment may vary. Room sizes are approximate, dimensions are taken from the longest room point (please consult homes advisor for measurement points). Plots may be handed and any garages may be single or double. Kitchen and bathroom layouts are indicative. These plans are correct at the time of going to press, but may be subject to change during construction. Please ensure that you check for specific plot details. 18/12/23.

*everything considered.*

**ANWYL**  
thoughtful homes




## the cheltenham

4 bed semi-detached

*Spacious* and thoughtfully designed accommodation over 3 floors. Ideal for growing families. Key features include an impressive master suite and shower room on the top floor offering the perfect place to unwind. A further en-suite shower room and family bathroom ensure that even busy times are a pleasure.

[www.anwylhomes.co.uk](http://www.anwylhomes.co.uk)



Predicted EPC rating



modern  
open plan living



### ground floor

kitchen/dining /family	18'11" x 16'6"
living room	10'8" x 15'2"
laundry cupboard	3'1" x 3'5"
cloaks	3'1" x 6'2"

kitchen/dining /family	5.76m x 5.03m
living room	3.25m x 4.63m
laundry cupboard	0.95m x 1.03m
cloaks	0.95m x 1.88m

### first floor

bedroom 2	10'11" x 10'10"
en-suite 2	8'0" x 3'11"
bedroom 3	10'11" x 12'1"
bedroom 4	9'7" x 8'6"
bathroom	7'8" x 6'2"

bedroom 2	3.33m x 3.29m
en-suite 2	2.44m x 1.20m
bedroom 3	3.33m x 3.67m
bedroom 4	2.93m x 2.60m
bathroom	2.34m x 1.88m

### second floor

bedroom 1	14'7" x 23'10"
en-suite 1	6'7" x 9'4"

bedroom 1	4.43m x 7.27m
en-suite 1	2.00m x 2.85m

**the cheltenham**  
4 bed semi-detached

**ANWYL**  
thoughtful homes

**NEW HOMES QUALITY CODE**

**NEW HOMES SERVICE OMBUDSMAN**

[www.anwylhomes.co.uk](http://www.anwylhomes.co.uk)

Anwyl Homes is a Registered Developer with the NHQB. This is a computer-generated image of the cheltenham. elevation treatment may vary. Room sizes are approximate, dimensions are taken from the longest room point (please consult homes advisor for measurement points). Plots may be handed and any garages may be single or double. Kitchen and bathroom layouts are indicative. These plans are correct at the time of going to press, but may be subject to change during construction. Please ensure that you check for specific plot details. 18/12/23.

*everything considered.*

**ANWYL**  
*thoughtful homes*




## the farndon

4 bed detached

A *spacious* 4 bedroom detached family home. Key features include a large separate living room, master bedroom with en-suite and open plan kitchen, dining room.

[www.anwylhomes.co.uk](http://www.anwylhomes.co.uk)





ideal for  
*spacious living*



### ground floor

kitchen/dining	19'8" x 13'2"
laundry cupboard	3'2" x 2'11"
cloaks	3'2" x 6'0"
living room	11'6" x 16'4"

kitchen/dining	5.99m x 4.02m
laundry cupboard	0.96m x 0.90m
cloaks	0.96m x 1.82m
living room	3.49m x 4.97m



### first floor

bedroom 1	11'3" x 12'6"
en-suite	4'9" x 8'0"
bedroom 2	11'3" x 10'6"
bedroom 3	8'1" x 11'3"
bedroom 4	8'1" x 9'3"
bathroom	6'2" x 6'3"

bedroom 1	3.42m x 3.81m
en-suite	1.45m x 2.43m
bedroom 2	3.42m x 3.21m
bedroom 3	2.47m x 3.42m
bedroom 4	2.47m x 2.82m
bathroom	1.87m x 1.90m

**the farndon**  
4 bed detached

**ANWYL**  
*thoughtful homes*

**NEW  
HOMES  
QUALITY  
CODE**

**NEW HOMES  
OMBUDSMAN  
SERVICE**

[www.anwylhomes.co.uk](http://www.anwylhomes.co.uk)

Anwyl Homes is a Registered Developer with the NHQB. This is a computer-generated image of the farndon, elevation treatment may vary. Room sizes are approximate, dimensions are taken from the longest room point (please consult homes advisor for measurement points). Plots may be handed and any garages may be single or double. Kitchen and bathroom layouts are indicative. These plans are correct at the time of going to press, but may be subject to change during construction. Please ensure that you check for specific plot details. 18/12/23 (standard version).


*everything considered.*

**ANWYL**  
*thoughtful homes*



**the eccleston**  
3 bed detached

[www.anwylhomes.co.uk](http://www.anwylhomes.co.uk)





providing space for the whole family



### ground floor

kitchen/dining	10'9" x 17'10"
living room	10'9" x 17'10"
cloaks	6'10" x 3'1"
kitchen/dining	3.27m x 5.42m
living room	3.26m x 5.42m
cloaks	2.08m x 0.95m



### first floor

bedroom 1	10'11" x 12'5"
en-suite	7'5" x 5'1"
bedroom 2	10'9" x 9'11"
bedroom 3	10'8" x 7'7"
bathroom	6'11" x 5'7"
bedroom 1	3.32m x 3.79m
en-suite	2.26m x 1.54m
bedroom 2	3.28m x 3.02m
bedroom 3	3.25m x 2.31m
bathroom	2.10m x 1.71m

**the eccleston**  
3 bed detached

**ANWYL**  
thoughtful homes

**NEW HOMES QUALITY CODE**

**NEW HOMES OMBUDSMAN SERVICE**

[www.anwylhomes.co.uk](http://www.anwylhomes.co.uk)

Anwyl Homes is a Registered Developer with the NHQB. This is a computer-generated image of the eccleston, elevation treatment may vary. Room sizes are approximate, dimensions are taken from the longest room point (please consult homes advisor for measurement points). Plots may be handed and any garages may be single or double. Kitchen and bathroom layouts are indicative. These plans are correct at the time of going to press, but may be subject to change during construction. Please ensure that you check for specific plot details. 18/12/23.


*everything considered.*

**ANWYL**  
*thoughtful homes*



**the cartmel**  
4 bed semi-detached

[www.anwylhomes.co.uk](http://www.anwylhomes.co.uk)







modern  
open plan living



### ground floor

kitchen/dining /family	18'11" x 16'6"
living room	10'8" x 15'2"
laundry cupboard	3'1" x 3'5"
cloaks	3'1" x 6'2"

kitchen/dining /family	5.76m x 5.03m
living room	3.25m x 4.63m
laundry cupboard	0.95m x 1.03m
cloaks	0.95m x 1.88m

### first floor

bedroom 2	10'11" x 10'10"
en-suite 2	8'0" x 3'11"
bedroom 3	10'11" x 12'1"
bedroom 4	9'7" x 8'6"
bathroom	7'8" x 6'2"

bedroom 2	3.33m x 3.29m
en-suite 2	2.44m x 1.20m
bedroom 3	3.33m x 3.67m
bedroom 4	2.93m x 2.60m
bathroom	2.34m x 1.88m

### second floor

bedroom 1	14'8" x 24'7"
en-suite 1	6'7" x 9'4"

bedroom 1	4.47m x 7.48m
en-suite 1	2.00m x 2.85m

**the cartmel**  
4 bed semi-detached

**ANWYL**  
thoughtful homes

**NEW HOMES QUALITY CODE**

**NEW HOMES SERVICE OMBUDSMAN**

[www.anwyllhomes.co.uk](http://www.anwyllhomes.co.uk)

Anwyl Homes is a Registered Developer with the NHQB. This is a computer-generated image of the cartmel, elevation treatment may vary. Room sizes are approximate, dimensions are taken from the longest room point (please consult homes advisor for measurement points). Plots may be handed and any garages may be single or double. Kitchen and bathroom layouts are indicative. These plans are correct at the time of going to press, but may be subject to change during construction. Please ensure that you check for specific plot details. 18/12/23.


*everything considered.*

**ANWYL**  
*thoughtful homes*



**the hawarden**  
2 bed semi-detached

[www.anwylhomes.co.uk](http://www.anwylhomes.co.uk)



 feature  
high ceilings



### ground floor

kitchen/dining/ living	21'6" x 14'5"
bedroom 1	9'0" x 18'4"
bedroom 2	7'1" x 11'8"
bathroom	7'1" x 7'1"
kitchen/dining/ living	6.55m x 4.40m
bedroom 1	2.75m x 5.60m
bedroom 2	2.15m x 3.55m
bathroom	2.15m x 2.15m

**the hawarden**  
2 bed semi-detached

**ANWYL**  
thoughtful homes

  
NEW  
HOMES  
QUALITY  
CODE

  
NEW HOMES  
OMBUDSMAN  
SERVICE

[www.anwylhomes.co.uk](http://www.anwylhomes.co.uk)

Anwyl Homes is a Registered Developer with the NHQB. This is a computer-generated image of the hawarden, elevation treatment may vary. Room sizes are approximate, dimensions are taken from the longest room point (please consult homes advisor for measurement points). Plots may be handed and any garages may be single or double. Kitchen and bathroom layouts are indicative. These plans are correct at the time of going to press, but may be subject to change during construction. Please ensure that you check for specific plot details.  
18/12/23.

*everything considered.*

ANWYL  
*thoughtful homes*




## the burton

2 bed semi-detached

This *exquisite* two bedroom home is crafted with space in mind. Key features include an airy open-plan kitchen dining area, and en-suites off both double bedrooms

[www.anwylhomes.co.uk](http://www.anwylhomes.co.uk)





 feature  
high ceilings

### ground floor

kitchen/dining	14'9" x 8'9"
living room	11'5" x 15'4"
cloaks	2'11" x 5'8"
kitchen/dining	4.51m x 2.67m
living room	3.47m x 4.68m
cloaks	0.90m x 1.73m



### first floor

bedroom 1	10'0" x 12'9"
en-suite 1	4'6" x 7'6"
bedroom 2	8'10" x 11'4"
en-suite 2	5'7" x 7'10"
bedroom 1	3.05m x 3.89m
en-suite 1	1.36m x 2.29m
bedroom 2	2.70m x 3.46m
en-suite 2	1.71m x 2.38m

**the burton**  
2 bed semi-detached

**ANWYL**  
thoughtful homes

  
NEW  
HOMES  
QUALITY  
CODE

  
NEW HOMES  
OMBUSMAN  
SERVICE

[www.anwylhomes.co.uk](http://www.anwylhomes.co.uk)

Anwyl Homes is a Registered Developer with the NHQB. This is a computer-generated image of the burton, elevation treatment may vary. Room sizes are approximate, dimensions are taken from the longest room point (please consult homes advisor for measurement points). Plots may be handed and any garages may be single or double. Kitchen and bathroom layouts are indicative. These plans are correct at the time of going to press, but may be subject to change during construction. Please ensure that you check for specific plot details. 18/12/23.

*everything considered.*

ANWYL  
thoughtful homes




## the snowdon

### 3 bed semi-detached

A 2.5 storey 3 bedroom semi-detached home. Key features include *open plan* kitchen, living and dining room with French doors to the rear, 3 bedrooms including master bedroom with en-suite, *dressing room* and separate family bathroom.

[www.anwylhomes.co.uk](http://www.anwylhomes.co.uk)





modern  
open plan living

### ground floor

kitchen/dining 9'2" x 17'9"  
living room 12'6" x 12'8"  
cloaks 3'0" x 6'3"

kitchen/dining 2.79m x 5.39m  
living room 3.80m x 3.85m  
cloaks 0.91m x 1.90m

### first floor

bedroom 2 12'6" x 11'11"  
bedroom 3 5'10" x 10'5"  
bathroom 5'10" x 7'5"

bedroom 2 3.80m x 3.63m  
bedroom 3 1.77m x 3.16m  
bathroom 1.77m x 2.27m



### second floor

bedroom 1 12'5" x 16'8"  
en-suite 6'3" x 9'1"  
dressing room 5'2" x 9'1"

bedroom 1 5.08m x 3.77m  
en-suite 1.90m x 2.77m  
dressing room 1.57m x 2.77m

**the snowdon**  
3 bed semi-detached

**ANWYL**  
thoughtful homes

**NEW HOMES QUALITY CODE**

**NEW HOMES OMBUDSMAN SERVICE**

[www.anwylhomes.co.uk](http://www.anwylhomes.co.uk)

Anwyl Homes is a Registered Developer with the NHQB. This is a computer-generated image of the snowdon, elevation treatment may vary. Room sizes are approximate, dimensions are taken from the longest room point (please consult homes advisor for measurement points). Plots may be handed and any garages may be single or double. Kitchen and bathroom layouts are indicative. These plans are correct at the time of going to press, but may be subject to change during construction. Please ensure that you check for specific plot details. 18/12/23.

*everything considered.*

ANWYL  
*thoughtful homes*




## the downham

4 bed detached with garage

On the ground floor of this executive detached home is an *open plan* kitchen diner with an island perfect for those busy mornings! The large living room gives even more space in which to spread out with a character bay window. On the first floor are four double bedrooms and a luxurious family bathroom.

[www.anwylhomes.co.uk](http://www.anwylhomes.co.uk)







modern  
open plan living



### ground floor

kitchen/dining /family	12'7" x 27'9"
utility	7'1" x 6'7"
living room	17'1" x 10'8"
media room	10'7" x 10'9"
cloaks	4'3" x 6'7"

kitchen/dining /family	3.84m x 8.46m
utility	2.17m x 2.00m
living room	5.20m x 3.26m
media room	3.23m x 3.29m
cloaks	1.31m x 2.00m



### first floor

bedroom 1	16'0" x 10'9"
en-suite	8'2" x 6'7"
bedroom 2	12'4" x 11'1"
bedroom 3	12'9" x 10'4"
bedroom 4	12'2" x 9'6"
bathroom	8'8" x 7'3"

bedroom 1	4.88m x 3.29m
en-suite	2.50m x 2.00m
bedroom 2	3.76m x 3.38m
bedroom 3	3.89m x 3.15m
bedroom 4	3.70m x 2.89m
bathroom	2.63m x 2.21m

**the downham**  
4 bed detached with garage

**ANWYL**  
thoughtful homes

**NEW HOMES QUALITY CODE**

**NEW HOMES OMBUDSMAN SERVICE**

[www.anwylhomes.co.uk](http://www.anwylhomes.co.uk)

Anwyl Homes is a Registered Developer with the NHQB. This is a computer-generated image of the downham, elevation treatment may vary. Room sizes are approximate, dimensions are taken from the longest room point (please consult homes advisor for measurement points). Plots may be handed and any garages may be single or double. Kitchen and bathroom layouts are indicative. These plans are correct at the time of going to press, but may be subject to change during construction. Please ensure that you check for specific plot details. 18/12/23.


*everything considered.*

**ANWYL**  
*thoughtful homes*



**the birsdale**  
3 bed detached

[www.anwylhomes.co.uk](http://www.anwylhomes.co.uk)





ideal for  
*spacious living*

### ground floor

kitchen/dining	18'6" x 11'2"
utility	6'1" x 4'5"
cloaks	5'2" x 4'5"
living room	11'6" x 14'8"

kitchen/dining	5.65m x 3.41m
utility	1.85m x 1.35m
cloaks	1.57m x 1.35m
living room	3.51m x 4.47m



### first floor

bedroom 1	11'6" x 11'11"
en-suite	6'8" x 8'3"
bedroom 2	9'5" x 11'4"
bedroom 3	8'10" x 11'4"
bathroom	5'7" x 7'1"

bedroom 1	3.51m x 3.62m
en-suite	2.04m x 2.53m
bedroom 2	2.86m x 3.46m
bedroom 3	2.69m x 3.46m
bathroom	1.71m x 2.15m

**the birkdale**  
3 bed detached

**ANWYL**  
thoughtful homes

**NEW  
HOMES  
QUALITY  
CODE**

**NEW HOMES  
OMBUDSMAN  
SERVICE**

[www.anwylhomes.co.uk](http://www.anwylhomes.co.uk)

Anwyl Homes is a Registered Developer with the NHQB. This is a computer-generated image of the birkdale, elevation treatment may vary. Room sizes are approximate, dimensions are taken from the longest room point (please consult homes advisor for measurement points). Plots may be handed and any garages may be single or double. Kitchen and bathroom layouts are indicative. These plans are correct at the time of going to press, but may be subject to change during construction. Please ensure that you check for specific plot details. 18/12/23 (standard version).

*everything considered.*


**ANWYL**  
*thoughtful homes*



## the birsdale

3 bed semi-detached

[www.anwylhomes.co.uk](http://www.anwylhomes.co.uk)





ideal for  
*spacious living*

### ground floor

kitchen/dining	18'6" x 11'2"
utility	6'1" x 4'5"
cloaks	5'2" x 4'5"
living room	11'6" x 14'8"

kitchen/dining	5.65m x 3.41m
utility	1.85m x 1.35m
cloaks	1.57m x 1.35m
living room	3.51m x 4.47m



### first floor

bedroom 1	11'6" x 11'11"
en-suite	6'8" x 8'3"
bedroom 2	9'5" x 11'4"
bedroom 3	8'10" x 11'4"
bathroom	5'7" x 7'1"

bedroom 1	3.51m x 3.62m
en-suite	2.04m x 2.53m
bedroom 2	2.86m x 3.46m
bedroom 3	2.69m x 3.46m
bathroom	1.71m x 2.15m

**the birkdale**  
3 bed semi-detached

**ANWYL**  
thoughtful homes

**NEW HOMES QUALITY CODE**

**NEW HOMES OMBUDSMAN SERVICE**

[www.anwylhomes.co.uk](http://www.anwylhomes.co.uk)

Anwyl Homes is a Registered Developer with the NHQB. This is a computer-generated image of the birkdale, elevation treatment may vary. Room sizes are approximate, dimensions are taken from the longest room point (please consult homes advisor for measurement points). Plots may be handed and any garages may be single or double. Kitchen and bathroom layouts are indicative. These plans are correct at the time of going to press, but may be subject to change during construction. Please ensure that you check for specific plot details. 18/12/23 (standard version).

*everything considered.*

got questions?  
call 01270 441 109



email: [queensmeadow@anwyl.co.uk](mailto:queensmeadow@anwyl.co.uk)  
Newcastle Road, Shavington, Crewe, CW2 5EB

[www.anwylhomes.co.uk](http://www.anwylhomes.co.uk)

*everything considered.*