

ANWYL
thoughtful homes




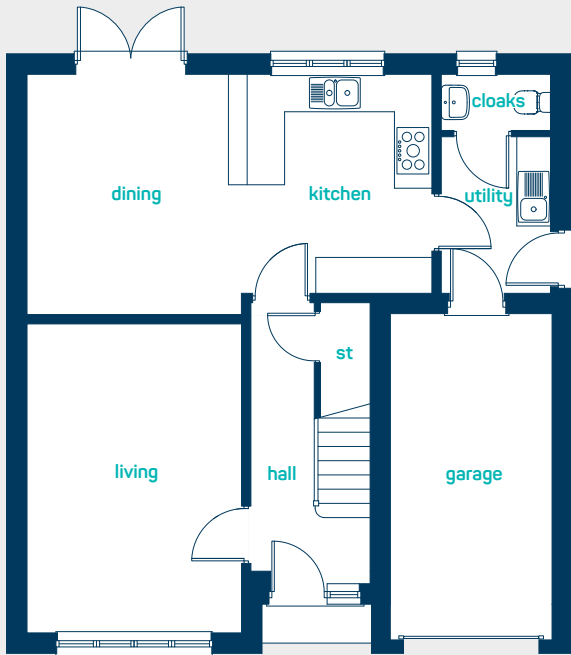
the glyn

4 bed detached with garage

A *spacious* 4 bedroom detached home. Key features include high ceilings, master en suite, integral garage and *open plan* kitchen diner.

www.anwylhomes.co.uk



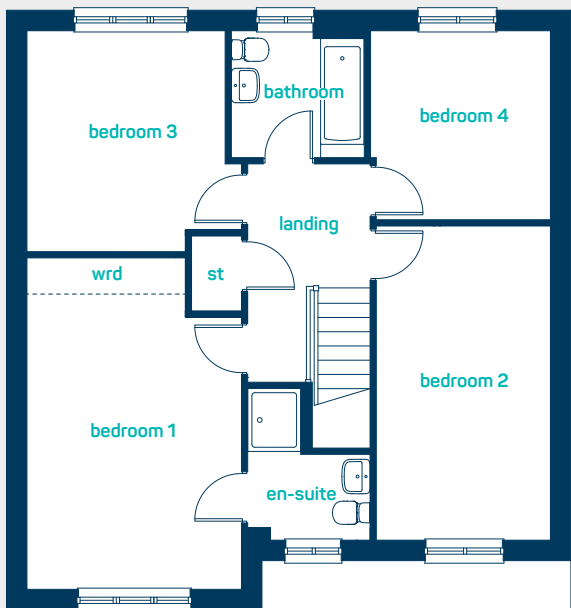


ideal for
growing families

ground floor

living room	16' 3" x 11' 3"
kitchen/dining	21' 3" x 12' 7"
cloaks	5' 9" x 2' 11"
utility	8' 3" x 5' 9"
garage	17' 2" x 8' 6"

living room	4.95m x 3.43m
kitchen/dining	6.48m x 3.85m
cloaks	1.75m x 0.90m
utility	2.50m x 1.75m
garage	5.22m x 2.59m



first floor

bedroom 1	17' 5" x 11' 3"
en-suite	8' 0" x 6' 4"
bedroom 2	16' 6" x 9' 2"
bedroom 3	11' 7" x 10' 5"
bedroom 4	9' 11" x 9' 5"
bathroom	7' 0" x 6' 8"

bedroom 1	5.31m x 3.43m
en-suite	2.43m x 1.93m
bedroom 2	5.03m x 2.79m
bedroom 3	3.53m x 3.17m
bedroom 4	3.02m x 2.88m
bathroom	2.13m x 2.03m

the glyn
4 bed detached with garage

ANWYL
thoughtful homes

**NEW HOMES
QUALITY
CODE**

**NEW HOMES
OMBUDSMAN
SERVICE**

www.anwylhomes.co.uk

Anwyl Homes is a Registered Developer with the NHQB. This is a computer-generated image of the glyn, elevation treatment may vary. Room sizes are approximate, dimensions are taken from the longest room point (please consult homes advisor for measurement points). Plots may be handed and any garages may be single or double. Kitchen and bathroom layouts are indicative. These plans are correct at the time of going to press, but may be subject to change during construction. Please ensure that you check for specific plot details. 01/11/22 (standard version).

everything considered.