




the lymm

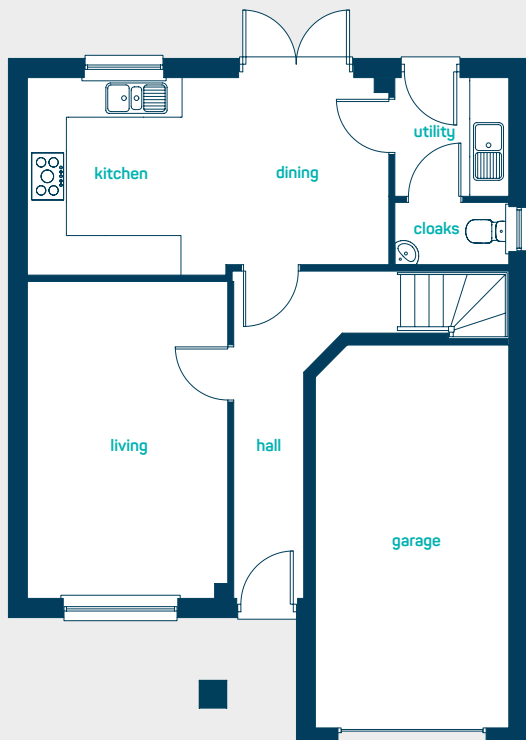
4 bed detached with garage

A *spacious* 4-bedroom detached home. The Lymm is thoughtfully designed to make the most of the space available, providing a well-planned open plan living space and a separate lounge in which to relax. Boasting 4 generously sized bedrooms, integral garage, lovely high ceilings and a roofed porch the lymm is designed for today's family.

www.anwylhomes.co.uk



Predicted EPC rating

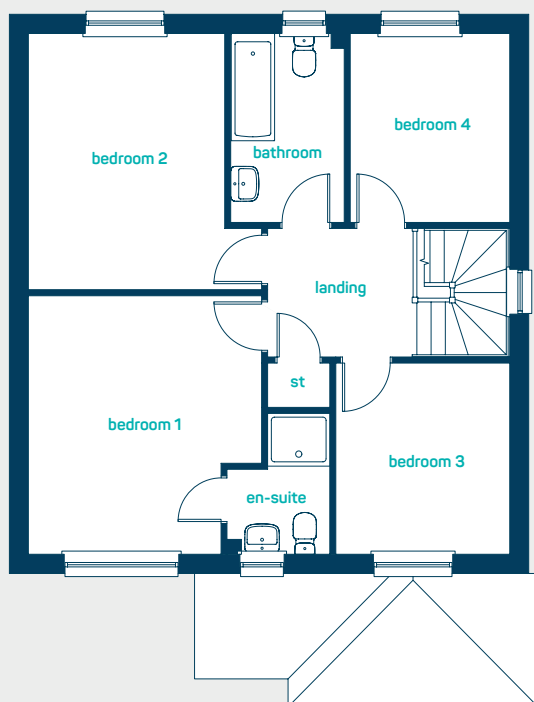


large open plan
kitchen diner

ground floor

kitchen/dining	18'11" x 10'1"
utility	6'1" x 5'11"
living room	16'3" x 10'5"
cloaks	5'11" x 3'2"

kitchen/dining	5.76m x 3.07m
utility	1.85m x 1.80m
living room	4.96m x 3.18m
cloaks	1.80m x 0.96m



first floor

bedroom 1	13'4" x 12'2"
en-suite	7'3" x 5'5"
bedroom 2	13'2" x 12'2"
bedroom 3	9'10" x 9'1"
bedroom 4	9'9" x 8'4"
bathroom	9'9" x 6'0"

bedroom 1	4.06m x 3.71m
en-suite	2.20m x 1.65m
bedroom 2	4.02m x 3.71m
bedroom 3	3.00m x 2.76m
bedroom 4	2.96m x 2.53m
bathroom	2.96m x 1.82m

the lymm
4 bed detached with garage

www.anwylhomes.co.uk

ANWYL
thoughtful homes

**NEW
HOMES
QUALITY
CODE**

**NEW HOMES
OMBUSMAN
SERVICE**

Anwyl Homes is a Registered Developer with the NHQB. This is a computer-generated image of the lymm, elevation treatment may vary. Room sizes are approximate, dimensions are taken from the longest room point (please consult homes advisor for measurement points). Plots may be handed and any garages may be single or double. Kitchen and bathroom layouts are indicative. These plans are correct at the time of going to press, but may be subject to change during construction. Please ensure that you check for specific plot details. 12/12/22 (grand version).

everything considered.