

ANWYL
thoughtful homes




the stratford

4 bed detached

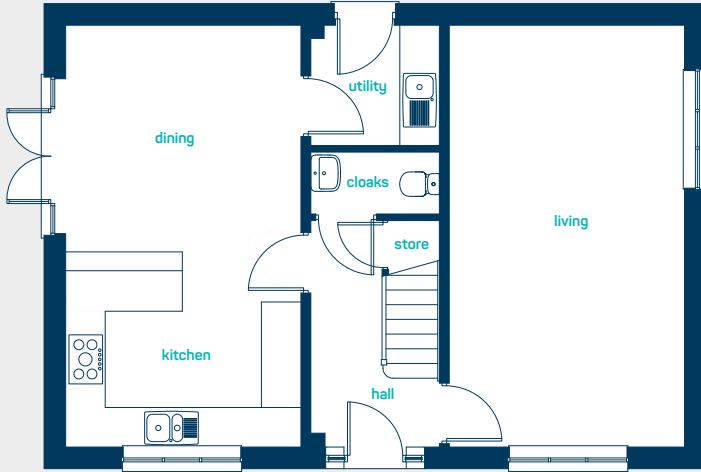
A spacious 4 bedroom detached family home. Key features include high ceilings, a master bedroom with en-suite and an *open plan* kitchen diner.

www.anwylhomes.co.uk





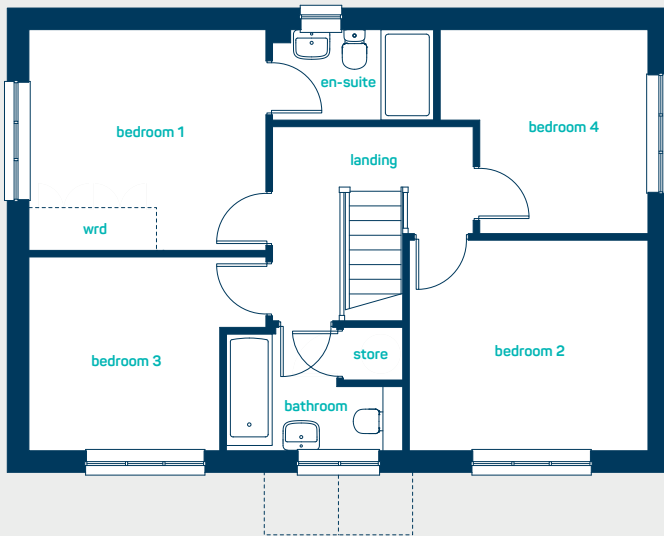
double fronted house



ground floor

kitchen/dining	21'0" x 11'9"
utility	6'5" x 6'1"
living room	21'0" x 11'9"
cloaks	6'5" x 3'0"

kitchen/dining	6.40m x 3.57m
utility	1.95m x 1.85m
living room	6.40m x 3.57m
cloaks	1.95m x 0.92m



first floor

bedroom 1	11'9" x 10'11"
en-suite	8'0" x 4'7"
bedroom 2	11'11" x 10'6"
bedroom 3	11'9" x 9'9"
bedroom 4	10'4" x 10'2"
bathroom	8'11" x 6'3"

bedroom 1	3.58m x 3.33m
en-suite	2.44m x 1.40m
bedroom 2	3.63m x 3.20m
bedroom 3	3.58m x 2.97m
bedroom 4	3.16m x 3.10m
bathroom	2.71m x 1.90m



the stratford
4 bed detached

ANWYL
thoughtful homes

NEW HOMES
QUALITY
CODE

NEW HOMES
OMBUDSMAN
SERVICE

www.anwylhomes.co.uk

Anwyl Homes is a Registered Developer with the NHQB. This is a computer-generated image of the stratford, elevation treatment may vary. Room sizes are approximate, dimensions are taken from the longest room point (please consult homes advisor for measurement points). Plots may be handed and any garages may be single or double. Kitchen and bathroom layouts are indicative. These plans are correct at the time of going to press, but may be subject to change during construction. Please ensure that you check for specific plot details. 01/11/22.

everything considered.