

ANWYL  
thoughtful homes




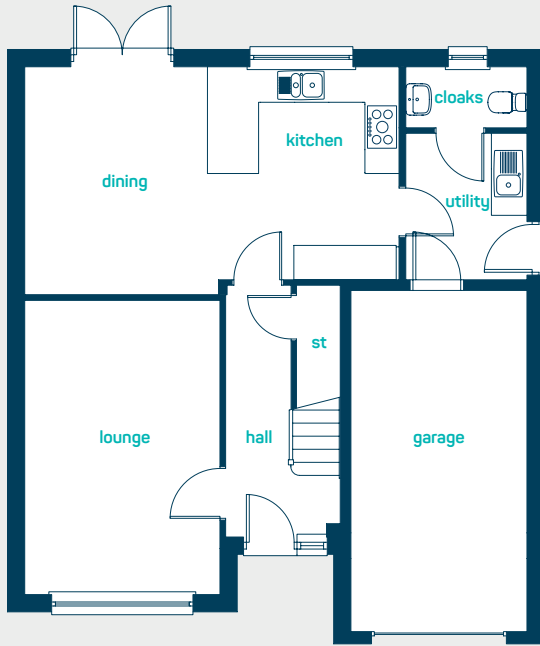
## the hartford

4 bed detached with garage

A *spacious* modern 4 bedroom detached home. Key features include feature high ceilings, separate living room, integral garage and an *open plan* kitchen diner.

[www.anwylhomes.co.uk](http://www.anwylhomes.co.uk)



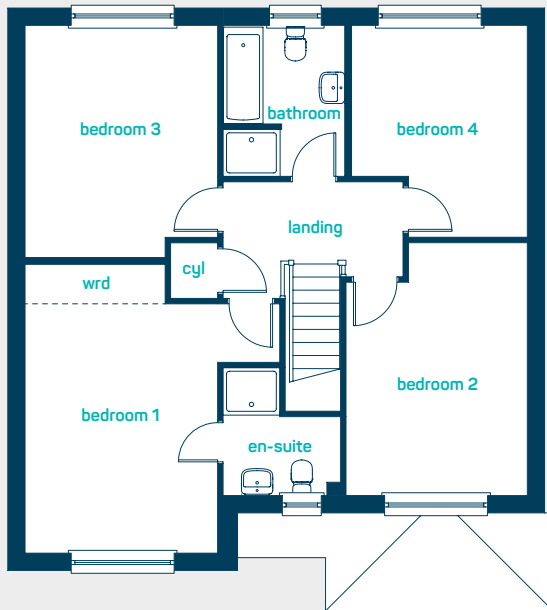


ideal for  
*growing families*

### ground floor

kitchen/dining	21'6" x 13'0"
utility	8'6" x 6'11"
living room	16'10" x 11'1"
cloaks	6'11" x 3'5"

kitchen/dining	6.56m x 3.96m
utility	2.58m x 2.11m
living room	5.13m x 3.38m
cloaks	2.11m x 1.05m



### first floor

bedroom 1	16'7" x 11'0"
en-suite	7'4" x 6'9"
bedroom 2	14'6" x 10'5"
bedroom 3	13'4" x 11'0"
bedroom 4	12'2" x 10'1"
bathroom	8'8" x 7'0"

bedroom 1	5.06m x 3.36m
en-suite	2.22m x 2.07m
bedroom 2	4.42m x 3.16m
bedroom 3	4.06m x 3.36m
bedroom 4	3.70m x 3.07m
bathroom	2.63m x 2.14m

**the hartford**  
4 bed detached with garage

**ANWYL**  
*thoughtful homes*

**NEW  
HOMES  
QUALITY  
CODE**

**NEW HOMES  
OMBUDSMAN  
SERVICE**

[www.anwylhomes.co.uk](http://www.anwylhomes.co.uk)

Anwyl Homes is a Registered Developer with the NHQB. This is a computer-generated image of the hartford, elevation treatment may vary. Room sizes are approximate, dimensions are taken from the longest room point (please consult homes advisor for measurement points). Plots may be handed and any garages may be single or double. Kitchen and bathroom layouts are indicative. These plans are correct at the time of going to press, but may be subject to change during construction. Please ensure that you check for specific plot details. 01/11/22.

*everything considered.*