

ANWYL  
thoughtful homes




## the farndon

4 bed detached

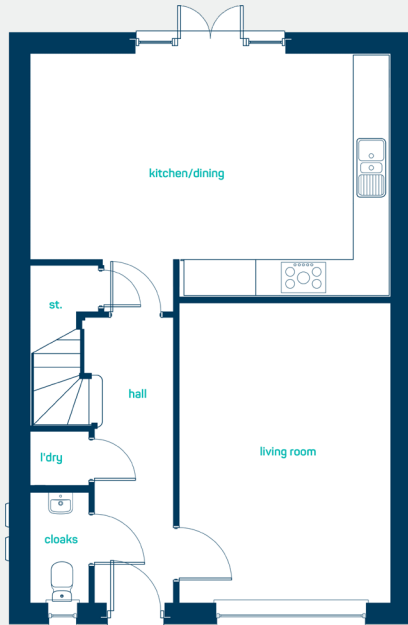
A *spacious* 4 bedroom detached family home. Key features include a large separate living room, master bedroom with en-suite and open plan kitchen, dining room.

[www.anwylhomes.co.uk](http://www.anwylhomes.co.uk)





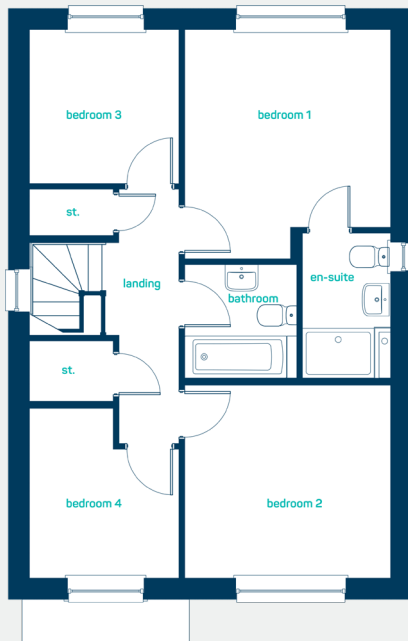
ideal for  
*spacious living*



### ground floor

kitchen/dining	19'8" x 13'2"
living room	11'6" x 16'4"
laundry cupboard	3'2" x 2'11"
cloaks	3'2" x 6'0"

kitchen/dining	5.99m x 4.02m
living room	3.49m x 4.97m
laundry cupboard	0.96m x 0.90m
cloaks	0.96m x 1.82m



### first floor

bedroom 1	11'3" x 12'6"
en-suite	4'9" x 8'0"
bedroom 2	11'3" x 10'6"
bedroom 3	8'1" x 8'5"
bedroom 4	8'1" x 9'3"
bathroom	6'2" x 6'3"

bedroom 1	3.42m x 3.81m
en-suite	1.45m x 2.43m
bedroom 2	3.42m x 3.21m
bedroom 3	2.47m x 2.55m
bedroom 4	2.47m x 2.82m
bathroom	1.87m x 1.90m

**the farndon**  
4 bed detached

**ANWYL**  
thoughtful homes

**NEW  
HOMES  
QUALITY  
CODE**

**NEW HOMES  
OMBUDSMAN  
SERVICE**

[www.anwylhomes.co.uk](http://www.anwylhomes.co.uk)

Anwyl Homes is a Registered Developer with the NHQB. This is a computer-generated image of the farndon, elevation treatment may vary. Room sizes are approximate, dimensions are taken from the longest room point (please consult homes advisor for measurement points). Plots may be handed and any garages may be single or double. Kitchen and bathroom layouts are indicative. These plans are correct at the time of going to press, but may be subject to change during construction. Please ensure that you check for specific plot details. 03/09/23 (standard version).

*everything considered.*