




# The Bretton

3 bed semi-detached/end mews/mid mews

A three bedroom home perfect for families and first-time buyers that offers room to grow.

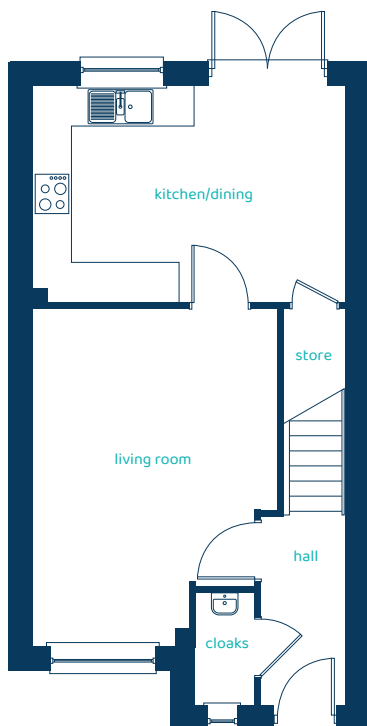
**ANWYL**



Predicted EPC rating

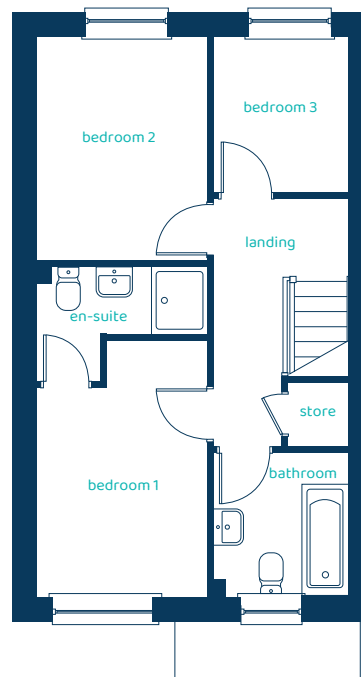
[anwyllhomes.co.uk](http://anwyllhomes.co.uk)

## Ground Floor Plan



Room	Imperial	Metric
Kitchen/Dining	15'6" x 10'9"	4.73m x 3.27m
Living Room	12'2" x 16'9"	3.71m x 5.10m
Cloaks	2'11" x 5'7"	0.9m x 1.70m

## First Floor Plan



Room	Imperial	Metric
Bedroom 1	8'6" x 12'9"	2.59m x 3.88m
En-suite	8'6" x 5'9"	2.59m x 1.74m
Bedroom 2	8'6" x 11'1"	2.59m x 3.37m
Bedroom 3	6'9" x 7'8"	2.05m x 2.35m
Bathroom	6'9" x 7'2"	2.05m x 2.18m

# The Bretton

## 3 bed semi-detached/end mews/mid mews

Anwyl Homes is a registered developer with the NHQB. The images on this literature are computer-generated. Specific plots may be 'handed' (mirrored), detached/semi-detached, elevation treatment/roof materials may vary, and any garages may be single or double. Room sizes are approximate, dimensions are taken from the longest room point and are for guidance only. Kitchen and bathroom layouts are indicative. These plans are correct at the time of creation but may be subject to change during construction. Please speak to your Homes Adviser for more details. The Bretton 2/04/25.

