

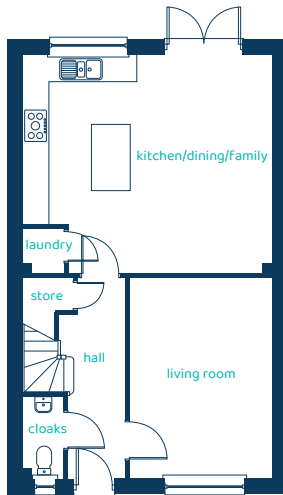


# The Cartmel

## 4 bed detached or semi-detached

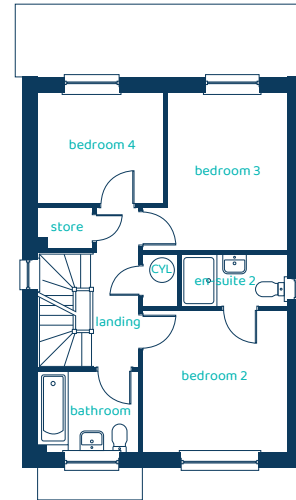
A spacious four bedroom home featuring an open plan kitchen, dining and living space with French doors leading into the garden.

## Ground Floor Plan



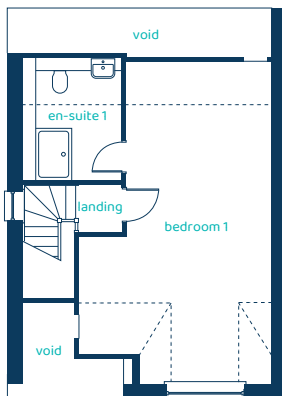
Room	Imperial	Metric
Kitchen/ Dining/Family	18'11" x 16'6"	5.76m x 5.03m
Living Room	10'8" x 15'2"	3.25m x 4.63m
Cloaks	3'1" x 6'2"	0.95m x 1.88m
Laundry	3'1" x 3'5"	0.95m x 1.03m

## First Floor Plan



Room	Imperial	Metric
Bedroom 2	10'11" x 10'10"	3.33m x 3.29m
En-suite 2	8'0" x 3'11"	2.44m x 1.20m
Bedroom 3	10'11" x 12'1"	3.33m x 3.67m
Bedroom 4	9'7" x 8'6"	2.93m x 2.60m
Bathroom	7'8" x 6'2"	2.34m x 1.88m

## Second Floor Plan



Room	Imperial	Metric
Bedroom 1	14'7" x 24'5"	4.43m x 7.44m
En-suite 1	6'7" x 9'4"	2.00m x 2.85m

# The Cartmel

## 4 bed detached or semi-detached

Anwyl Homes is a registered developer with the NHQB. The images on this literature are computer-generated. Specific plots may be 'handed' (mirrored), detached/semi-detached, elevation treatment/roof materials may vary, and any garages may be single or double. Room sizes are approximate, dimensions are taken from the longest room point and are for guidance only. Kitchen and bathroom layouts are indicative. These plans are correct at the time of creation but may be subject to change during construction. Please speak to your Homes Adviser for more details. The Cartmel 5/06/25.

