

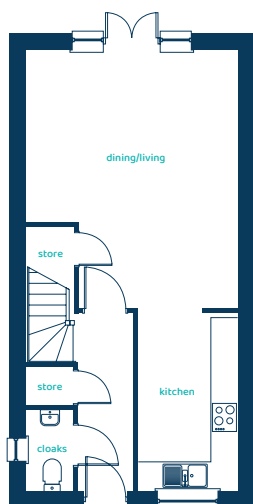


The Ellen

3 bed semi-detached

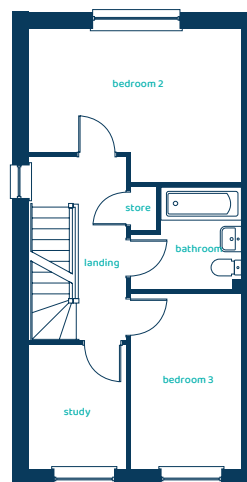
Three bedrooms and a study help make this three-storey home a great space for the bustle of family life.

Ground Floor Plan

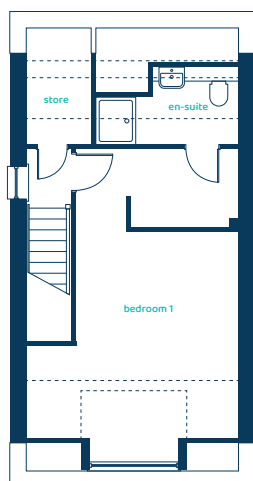


Room	Imperial	Metric
Living Room	14'7" x 11'9"	4.45m x 3.58m
Dining	11'0" x 6'0"	3.34m x 1.82m
Kitchen	6'11" x 12'2"	2.09m x 3.70m
Laundry	3'2" x 2'8"	0.97m x 0.80m
Cloaks	3'2" x 5'7"	0.97m x 1.70m

First Floor Plan



Room	Imperial	Metric
Bedroom 2	14'7" x 10'8"	4.45m x 3.24m
Bedroom 3	7'9" x 12'1"	2.35m x 3.67m
Study	6'7" x 8'6"	2.00m x 2.60m
Bathroom	7'9" x 7'1"	2.35m x 2.15m



Second Floor Plan

Room	Imperial	Metric
Bedroom 1	14'6" x 15'9"	4.42m x 4.80m
En-Suite	9'10" x 5'4"	2.98m x 1.63m
Dressing Area	7'5" x 5'5"	2.25m x 1.65m

The Ellen

3 bed semi-detached

Anwyl Homes is a registered developer with the NHQB. The images on this literature are computer-generated. Specific plots may be 'handed' (mirrored), detached/semi-detached, elevation treatment/roof materials may vary, and any garages may be single or double. Room sizes are approximate, dimensions are taken from the longest room point and are for guidance only. Kitchen and bathroom layouts are indicative. These plans are correct at the time of creation but may be subject to change during construction. Please speak to your Homes Adviser for more details. The Ellen 8/05/25.

