




# The Burton

## 2 bed semi-detached

The Burton offers a luxurious take on a two-bedroom home, finished to an impeccable standard.

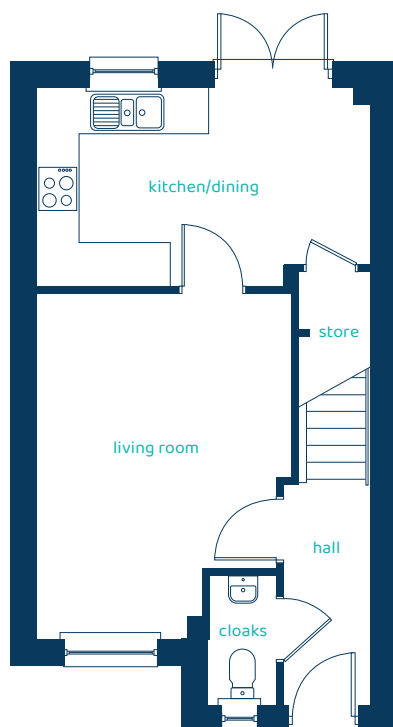


Predicted EPC rating



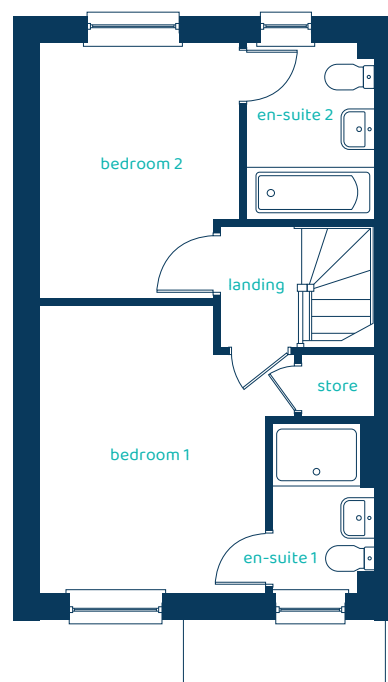
[anwyhomes.co.uk](http://anwyhomes.co.uk)

## Ground Floor Plan



Room	Imperial	Metric
Kitchen/Dining	14'9" x 8'9"	4.51m x 2.67m
Living Room	11'5" x 15'4"	3.47m x 4.68m
Cloaks	2'11" x 5'8"	0.90m x 1.73m

## First Floor Plan



Room	Imperial	Metric
Bedroom 1	10'0" x 12'9"	3.05m x 3.89m
En-Suite 1	4'6" x 7'6"	1.36m x 2.29m
Bedroom 2	8'10" x 11'4"	2.70m x 3.46m
En-Suite 2	5'7" x 7'10"	1.71m x 2.38m

# The Burton

## 2 bed semi-detached

Anwyl Homes is a registered developer with the NHQB. The images on this literature are computer-generated. Specific plots may be 'handed' (mirrored), detached/semi-detached, elevation treatment/roof materials may vary, and any garages may be single or double. Room sizes are approximate, dimensions are taken from the longest room point and are for guidance only. Kitchen and bathroom layouts are indicative. These plans are correct at the time of creation but may be subject to change during construction. Please speak to your Homes Adviser for more details. The Burton 14/10/25.