




The Ainsdale

3 bed semi-detached

A neat three-bedroom semi-detached home with family bathroom, en-suite and downstairs cloakroom.

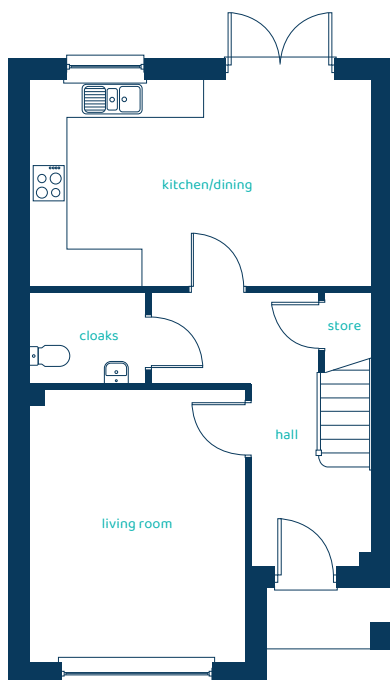


Predicted EPC rating



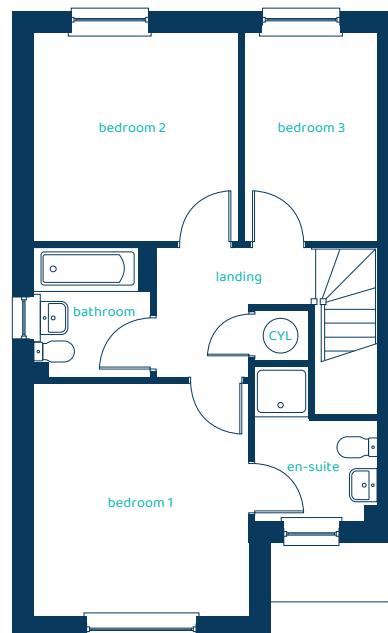
anwylhomes.co.uk

Ground Floor Plan



Room	Imperial	Metric
Kitchen/Dining	18'7" x 11'1"	5.65m x 3.37m
Living Room	11'6" x 14'8"	3.51m x 4.47m
Cloaks	6'3" x 4'9"	1.90m x 1.45m

First Floor Plan



Room	Imperial	Metric
Bedroom 1	11'6" x 12'6"	3.51m x 3.82m
En-suite	6'9" x 8'4"	2.04m x 2.54m
Bedroom 2	11'0" x 11'3"	3.36m x 3.42m
Bedroom 3	7'2" x 11'3"	2.19m x 3.42m
Bathroom	6'4" x 7'1"	1.93m x 2.15m

The Ainsdale

3 bed semi-detached

Anwyl Homes is a registered developer with the NHQB. The images on this literature are computer-generated. Specific plots may be 'handed' (mirrored), detached/semi-detached, elevation treatment/roof materials may vary, and any garages may be single or double. Room sizes are approximate, dimensions are taken from the longest room point and are for guidance only. Kitchen and bathroom layouts are indicative. These plans are correct at the time of creation but may be subject to change during construction. Please speak to your Homes Adviser for more details. The Ainsdale 5/06/25.

