




The Moreton

2 bed semi-detached

A smartly-designed two-bedroom semi-detached home with self-contained kitchen and combined living and dining space.

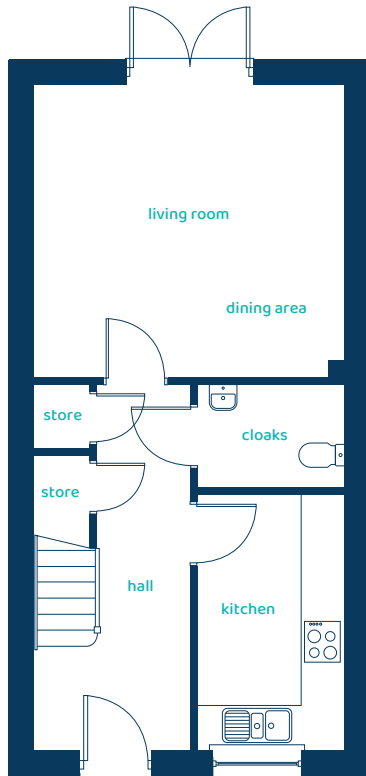


Predicted EPC rating



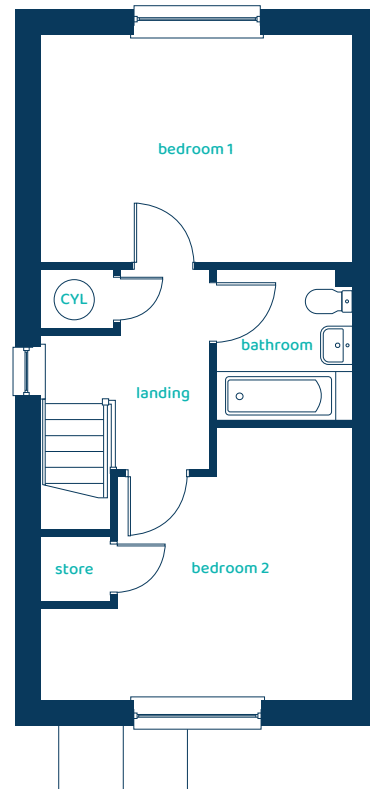
anwyhomes.co.uk

Ground Floor Plan



Room	Imperial	Metric
Kitchen	6'10" x 11'11"	2.08m x 3.64m
Living/Dining	14'5" x 13'8"	4.39m x 4.15m
Cloaks	6'10" x 4'9"	2.09m x 1.45m

First Floor Plan



Room	Imperial	Metric
Bedroom 1	14'5" x 10'7"	4.39m x 3.23m
Bedroom 2	14'5" x 12'8"	4.39m x 3.87m
Bathroom	6'3" x 7'1"	1.90m x 2.15m

The Moreton

2 bed semi-detached

Anwyl Homes is a registered developer with the NHQB. The images on this literature are computer-generated. Specific plots may be 'handed' (mirrored), detached/semi-detached, elevation treatment/roof materials may vary, and any garages may be single or double. Room sizes are approximate, dimensions are taken from the longest room point and are for guidance only. Kitchen and bathroom layouts are indicative. These plans are correct at the time of creation but may be subject to change during construction. Please speak to your Homes Adviser for more details. The Moreton 5/06/25.

