




The Winwick

4 bed detached

A spacious and attractive four-bedroom detached home featuring En-suite facilities and a large garage.

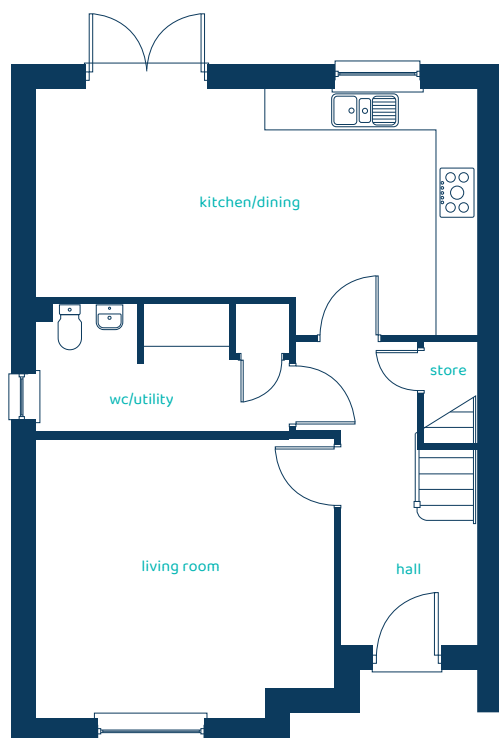


Predicted EPC rating



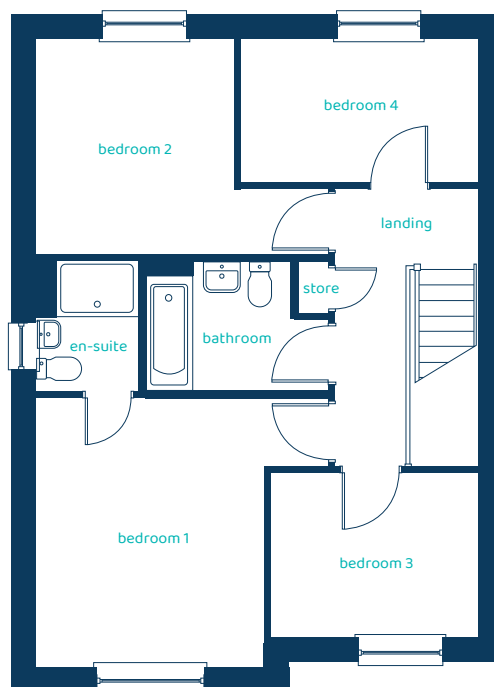
anwylhomes.co.uk

Ground Floor Plan



Room	Imperial	Metric
Living Room	14'6" x 13'7"	4.41m x 4.14m
Kitchen/Dining	21'6" x 11'11"	6.55m x 3.63m
WC/Utility	12'3" x 6'2"	3.74m x 1.88m

First Floor Plan



Room	Imperial	Metric
Bedroom 1	11'1" x 13'2"	3.38m x 4.02m
Bedroom 2	14'4" x 10'6"	4.35m x 3.19m
Bedroom 3	10'1" x 8'0"	3.07m x 2.44m
Bedroom 4	11'7" x 7'0"	3.53m x 2.13m
Bathroom	9'0" x 6'4"	2.74m x 1.92m
En-suite	5'0" x 6'5"	1.51m x 1.95m

The Winwick

4 bed detached

Anwyl Homes is a registered developer with the NHQB. The images on this literature are computer-generated. Specific plots may be 'handed' (mirrored), detached/semi-detached, elevation treatment/roof materials may vary, and any garages may be single or double. Room sizes are approximate, dimensions are taken from the longest room point and are for guidance only. Kitchen and bathroom layouts are indicative. These plans are correct at the time of creation but may be subject to change during construction. Please speak to your Homes Adviser for more details. The Winwick 13/01/26.

