




The Woolston

3-bed semi-detached

A beautiful, practical three-bedroom home featuring well-designed spaces for easy living.

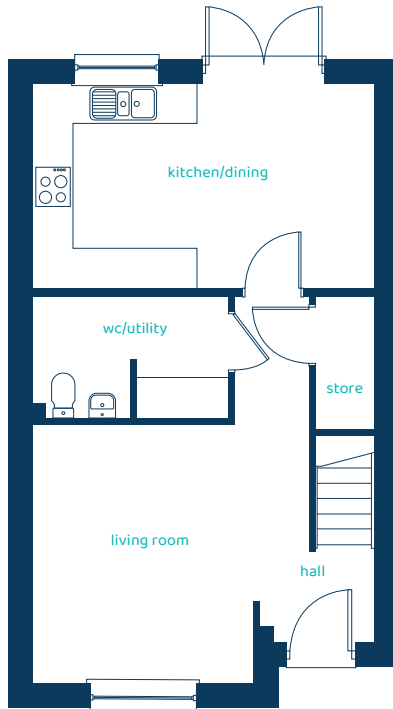


Predicted EPC rating



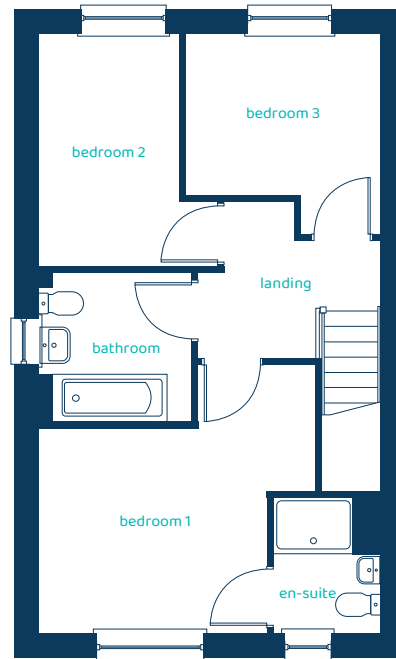
anwylhomes.co.uk

Ground Floor Plan



Room	Imperial	Metric
Kitchen/Dining	16'8" x 10"	5.07m x 3.04m
Living Room	13'6" x 12'7"	4.11m x 3.38m
WC/Utility	9'7" x 5'11"	2.91m x 1.8m

First Floor Plan



Room	Imperial	Metric
Bedroom 1	13'6" x 13'1"	4.11m x 4.00m
Bedroom 2	8'8" x 11'3"	2.65m x 3.44m
Bedroom 3	9'6" x 9'9"	2.89m x 2.97m
Bathroom	7'5" x 7'3"	2.26m x 2.21m
En-suite	5'2" x 6'7"	1.59m x 2.01m

The Woolston

3-bed semi-detached

Anwyl Homes is a registered developer with the NHQB. The images on this literature are computer-generated. Specific plots may be 'handed' (mirrored), detached/semi-detached, elevation treatment/roof materials may vary, and any garages may be single or double. Room sizes are approximate, dimensions are taken from the longest room point and are for guidance only. Kitchen and bathroom layouts are indicative. These plans are correct at the time of creation but may be subject to change during construction. Please speak to your Homes Adviser for more details. The Woolston 13/01/26.

