



The Lingley

4 bed detached

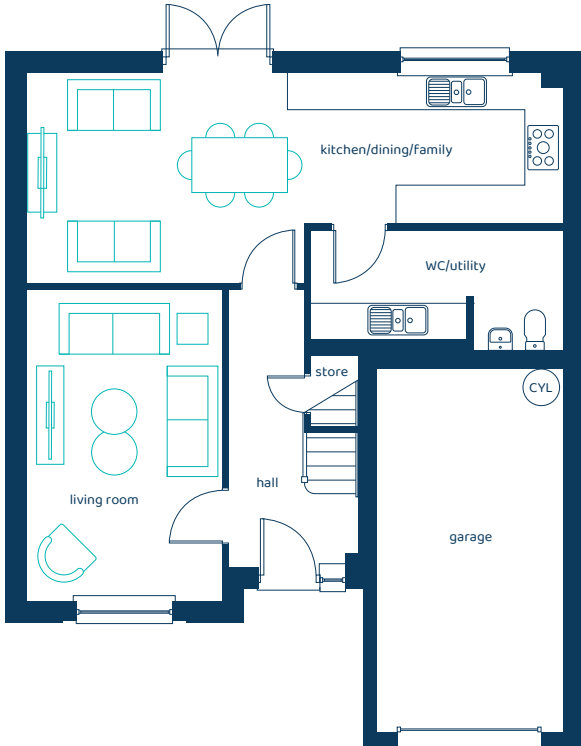
Traditional styling combined with contemporary open-plan living make this a beautiful four-bedroom home.

ANWYL



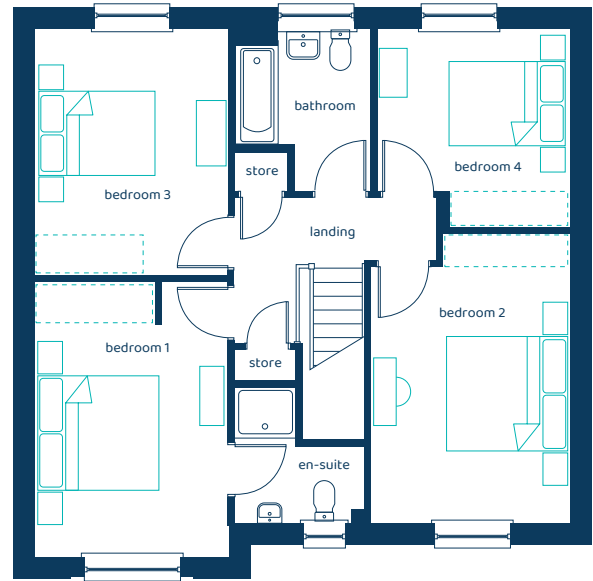
anwyhomes.co.uk

Ground Floor Plan



Room	Imperial	Metric
Living Room	10'5" x 16'9"	3.17m x 5.11m
Kitchen/ Dining/Family	28'11" x 11'3"	8.80m x 3.43m
WC/Utility	13'6" x 6'5"	4.12m x 1.95m
Garage	10'1" x 19'8"	3.07m x 6.00m


First Floor Plan




Room	Imperial	Metric
Bedroom 1	10'5" x 14'10"	3.17m x 4.52m
Bedroom 2	10'9" x 15'8"	3.28m x 4.77m
Bedroom 3	10'5" x 13'4"	3.17m x 4.07m
Bedroom 4	10'4" x 10'8"	3.15m x 3.26m
Bathroom	7'4" x 8'10"	2.24m x 2.69m
En-Suite	7'0" x 7'4"	2.12m x 2.23m

The Lingley

4 bed detached

 Option for Built-in-Wardrobe.

Anwyl Homes is a registered developer with the NHQB. The images on this literature are computer-generated. Specific plots may be 'handed' (mirrored), detached/semi-detached, elevation treatment/roof materials may vary, and any garages may be single or double. Room sizes are approximate, dimensions are taken from the longest room point and are for guidance only. Kitchen and bathroom layouts are indicative. These plans are correct at the time of creation but may be subject to change during construction. Please speak to your Homes Adviser for more details. The Lingley 15/05/26.



Predicted EPC rating