



The Longford

3 bed detached

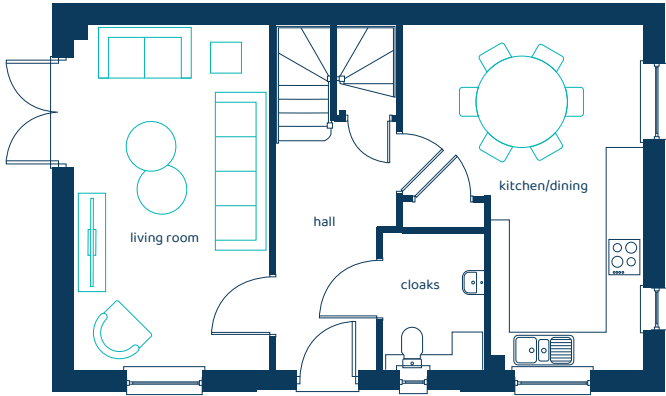
The Longford is a sensational double-fronted home that is idyllic for downsizers and families.

ANWYL



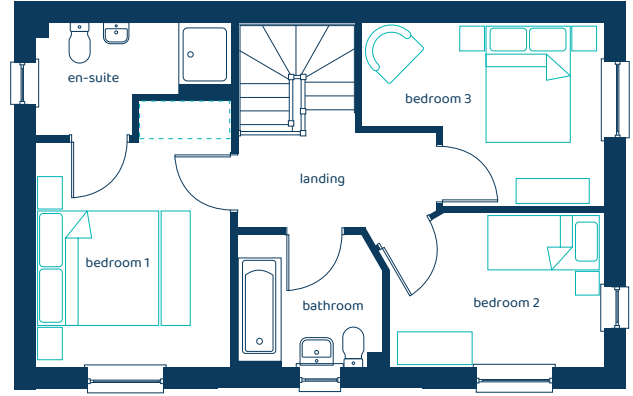
anwylhomes.co.uk

Ground Floor Plan



Room	Imperial	Metric
Living Room	18'6" x 10'5"	5.65m x 3.18m
Kitchen/Dining	18'6" x 12'11"	5.65m x 3.93m
Cloaks	7'3" x 5'5"	2.21m x 1.65m


First Floor Plan




Room	Imperial	Metric
Bedroom 1	12'2" x 10'7"	3.72m x 3.22m
Bedroom 2	8'4" x 11'7"	2.54m x 3.54m
Bedroom 3	9'11" x 13'1"	3.01m x 3.98m
Bathroom	7'2" x 7'10"	2.19m x 2.38m
En-Suite	6'0" x 10'7"	1.83m x 3.22m

The Longford

3 bed detached

 Option for Built-in-Wardrobe.

Anwyl Homes is a registered developer with the NHQB. The images on this literature are computer-generated. Specific plots may be 'handed' (mirrored), detached/semi-detached, elevation treatment/roof materials may vary, and any garages may be single or double. Room sizes are approximate, dimensions are taken from the longest room point and are for guidance only. Kitchen and bathroom layouts are indicative. These plans are correct at the time of creation but may be subject to change during construction. Please speak to your Homes Adviser for more details. The Longford 15/05/26.



Predicted EPC rating