



The Penketh

3 bed semi-detached, 2.5 storey

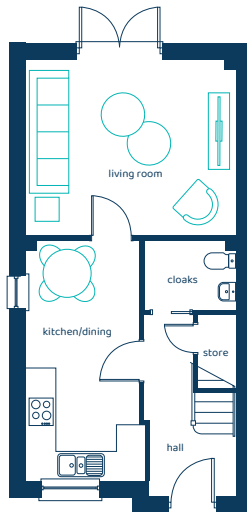
A comfortable semi-detached home over two and half storeys with a top floor primary suite.

ANWYL



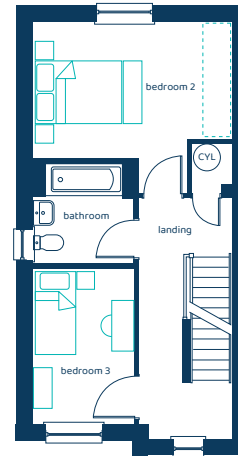
anwylhomes.co.uk

Ground Floor Plan



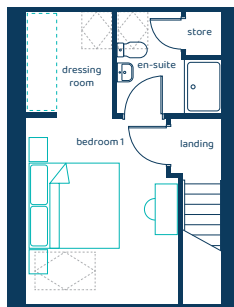
Room	Imperial	Metric
Living Room	14'5" x 12'2"	4.40m x 3.70m
Kitchen/Dining	8'2" x 16'8"	2.49m x 5.07m
Cloaks	6'3" x 4'9"	1.91m x 1.46m

First Floor Plan



Room	Imperial	Metric
Bedroom 2	14'5" x 9'11"	4.40m x 3.01m
Bedroom 3	7'5" x 11'4"	2.27m x 3.45m
Bathroom	7'5" x 7'3"	2.25m x 2.21m

Second Floor Plan




Room	Imperial	Metric
Bedroom 1	11'1" x 13'6"	3.38m x 4.12m
En-Suite	7'8" x 7'5"	2.33m x 2.27m
Dressing Room	6'4" x 7'5"	1.93m x 2.27m

The Penketh

3 bed semi-detached, 2.5 storey

Areas of reduced head height are present to the upper floor.  Option for Built-in-Wardrobe.

Anwyl Homes is a registered developer with the NHQB. The images on this literature are computer-generated. Specific plots may be 'handed' (mirrored), detached/semi-detached, elevation treatment/roof materials may vary, and any garages may be single or double. Room sizes are approximate, dimensions are taken from the longest room point and are for guidance only. Kitchen and bathroom layouts are indicative. These plans are correct at the time of creation but may be subject to change during construction. Please speak to your Homes Adviser for more details. The Penketh 15/05/26.



Predicted EPC rating